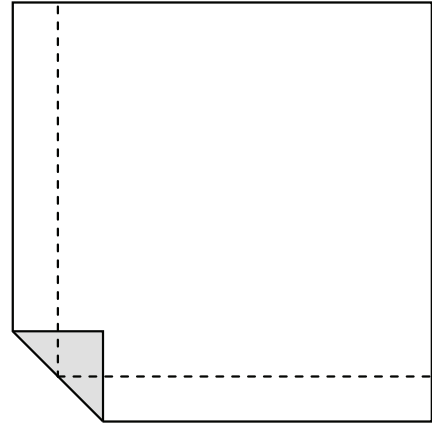
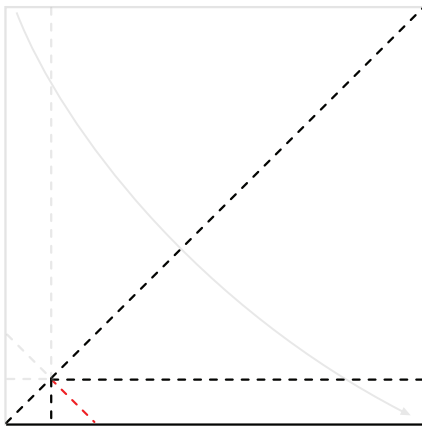


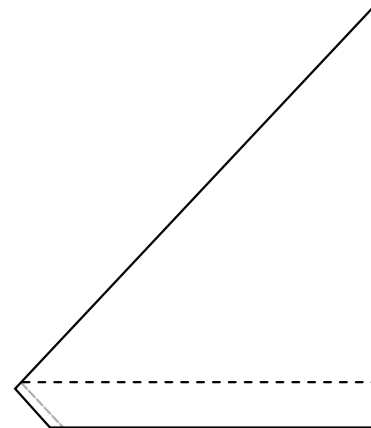
1. Fold and press the hems leading up to the corner. Reopen to expose creases.



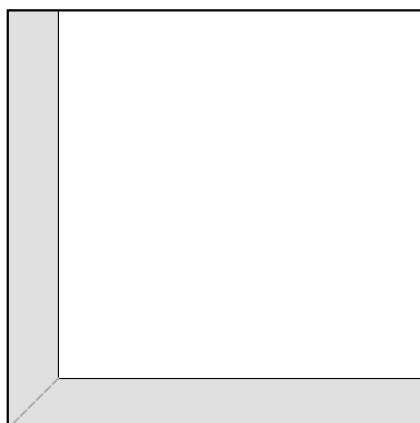
2. Fold the corner in toward the center, lining up the crease lines to make a right triangle. Press to make a strong diagonal crease and reopen.



3. Fold fabric down the center of the corner, right sides together, matching all creases and edges. Press. Sew a seam along the corner crease (shown by red dotted line).



4. Trim extra fabric from corner, about a quarter inch from seam.



- crease
- seam
- right side
- wrong side

5. Unfold fabric, turn hem toward wrong side, and press in place.