






Sew multi-colored seed beads onto cupcake top to create sprinkles.

Draw cup liner details on top layer with brown sharpie, or sew with brown embroidery thread before gluing to bottom layer.



Sew seed beads onto face to create eyes.