


Template: Good Living: "Blow Them Away" (skeleton, 1 of 2)

from *Martha Stewart Living* | October 2013 | www.marthastewart.com


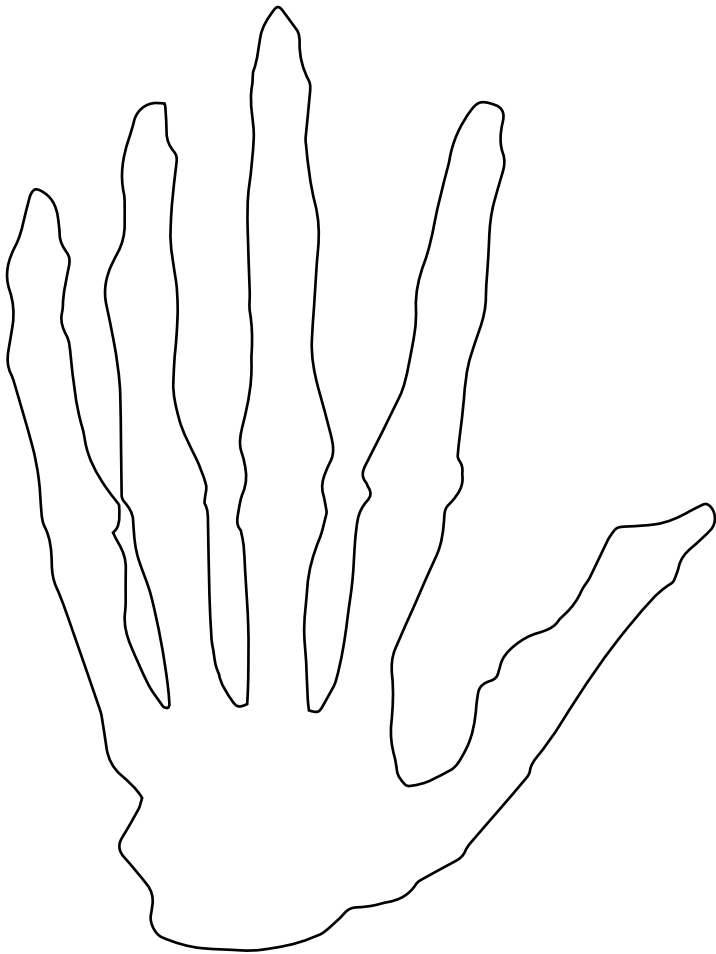
Print this page on 8½-by-11-inch card stock. Cut out the shapes, trace them onto construction paper, and cut them out. Follow the patterns shown here when applying the skeleton facial-feature cutouts to inflated balloons.



Template: Good Living: "Blow Them Away" (skeleton, 2 of 2)

from *Martha Stewart Living* | October 2013 | www.marthastewart.com

Print this page on 8½-by-11-inch card stock. Cut out the shapes and trace them, twice each, onto construction paper. Then cut out two hands and two feet.



Cut 2

