


# Clip-Art Craft: Mouse Party Pail (Pink)

from *Martha Stewart Living* | [www.marthastewart.com](http://www.marthastewart.com)


Print on 8½-by-11-inch paper.



# Clip-Art Craft: Mouse Party Pail (White)

from *Martha Stewart Living* | [www.marthastewart.com](http://www.marthastewart.com)

Print on 8½-by-11-inch paper.







# Clip-Art Craft: Cat Party Pail (White)

from *Martha Stewart Living* | [www.marthastewart.com](http://www.marthastewart.com)

1. Print onto 8½-by-11-inch paper.
2. For ball: Fold tissue in half and align with dashed line; cut out.



Ball Template



# Clip-Art Craft: Cat Party Pail (Orange)

from *Martha Stewart Living* | [www.marthastewart.com](http://www.marthastewart.com)

1. Print onto 8½-by-11-inch paper.
2. For ball: Fold tissue in half and align with dashed line; cut out.



Ball Template

